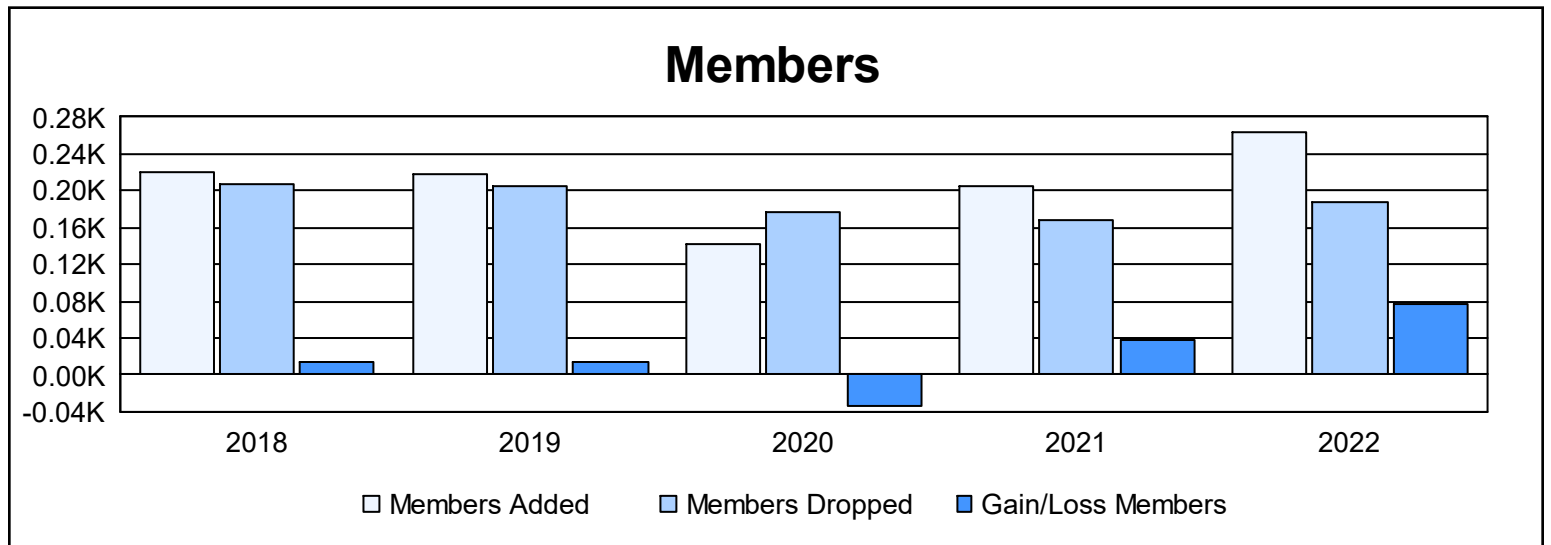
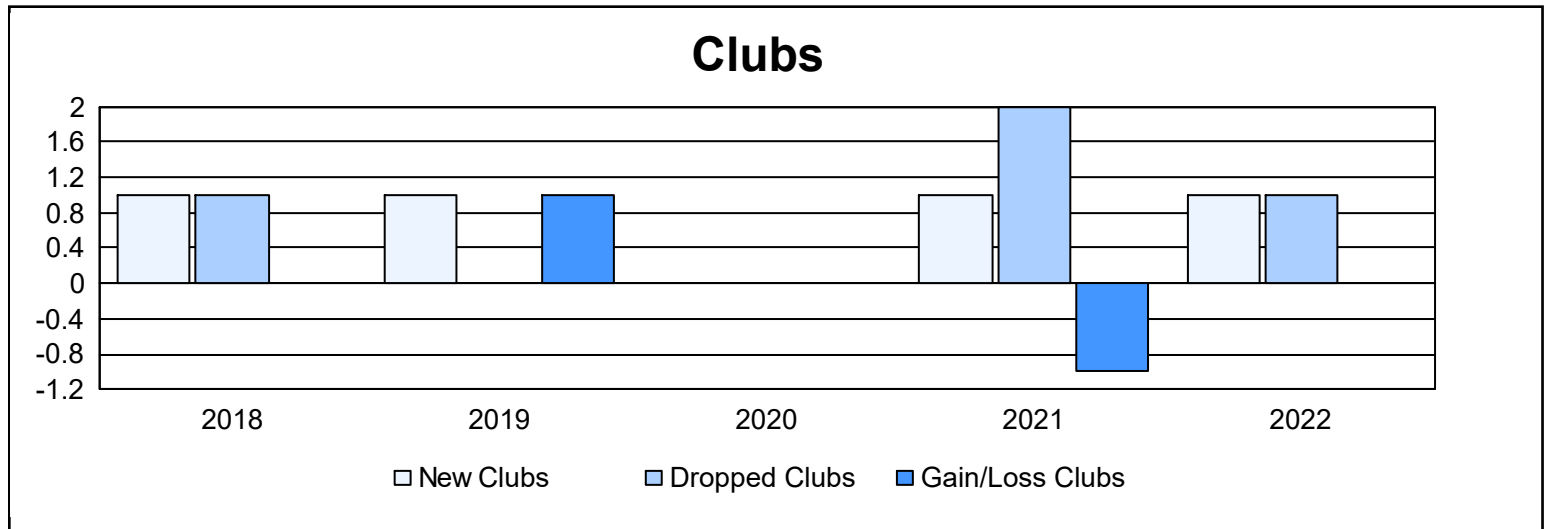
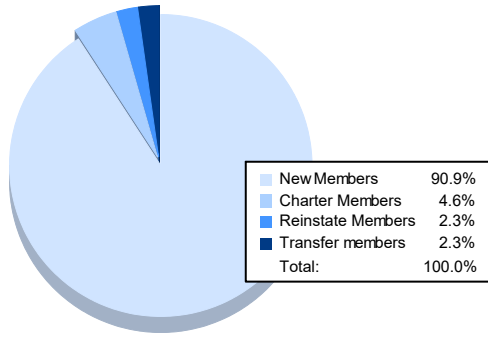


| Year | New Clubs | Dropped Clubs | Gain/ Loss Clubs | New Members | Charter Members | Reinstate Members | Transfer Members | Total Member Added | Total Members Dropped | Gain/ Loss Members |
|----------------|-----------|---------------|------------------|-------------|-----------------|-------------------|------------------|--------------------|-----------------------|--------------------|
| 2017-2018 | 1 | 1 | 0 | 179 | 22 | 10 | 9 | 220 | 207 | 13 |
| 2018-2019 | 1 | 0 | 1 | 177 | 23 | 7 | 12 | 219 | 206 | 13 |
| 2019-2020 | 0 | 0 | 0 | 131 | 1 | 5 | 6 | 143 | 176 | -33 |
| 2020-2021 | 1 | 2 | -1 | 183 | 13 | 3 | 7 | 206 | 168 | 38 |
| 2021-2022 | 1 | 1 | 0 | 239 | 12 | 6 | 6 | 263 | 187 | 76 |
| Average | 1 | 1 | 0 | 182 | 14 | 6 | 8 | 210 | 189 | 21 |



Membership Composition June 2022 Cumulative



Gender Composition June 2022 Cumulative

